

GOV.UK Analyse school performance (RAISE)

The Spalding Monkhouse Primary School (URN: 120425)

Looking at

Key stage 2

Key stage 2

This is provisional data for 2016/2017. It is not published data and it is subject to change.

Progress in reading, writing and maths

We calculate the scores by comparing the key stage 2 test and assessment results of pupils at this school with the results of pupils in schools across England who started with similar assessment results at the end of key stage 1.

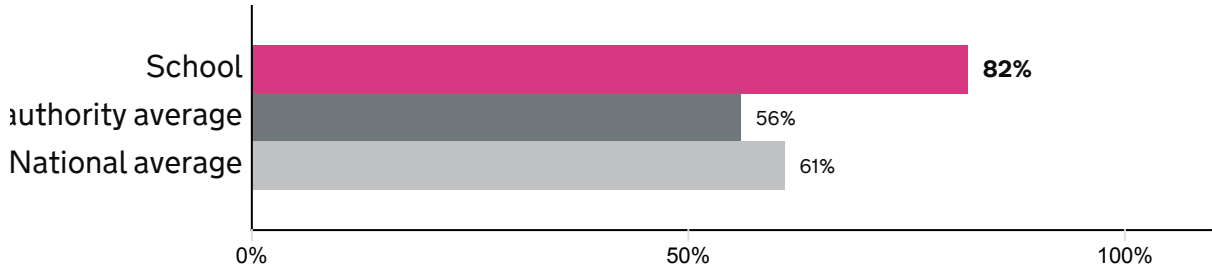
See [School performance tables: about the data](https://www.gov.uk/government/collections/school-performance-tables-about-the-data) (<https://www.gov.uk/government/collections/school-performance-tables-about-the-data>) for more information.

	Reading	Writing	Maths
School progress score	+2.84	+1.65	-0.35
Confidence interval	+0.92 to +4.77	-0.20 to +3.50	-2.07 to +1.37
Well above national average (about 10% of schools in England)			
Above national average (about 10% of schools in England)	●		
Average (about 60% of schools in England)		●	●
Below national average (about 10% of schools in England)			
Well below national average (about 10% of schools in England)			
Number of pupils	40	41	41

Reading, writing and maths combined

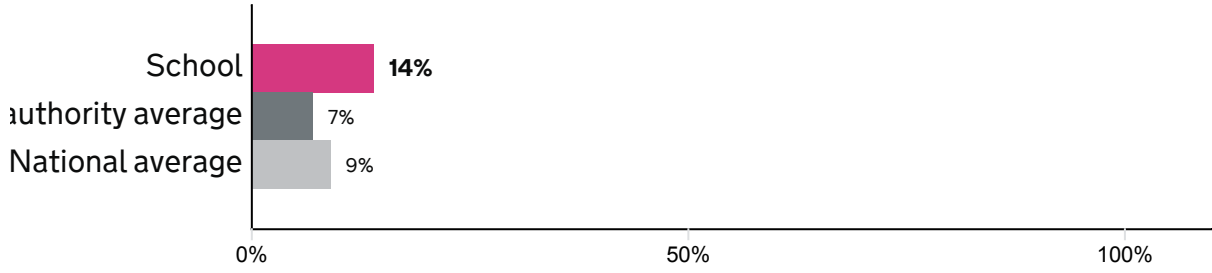
Percentage of pupils achieving the expected standard

Number of pupils = 44



Percentage of pupils achieving the higher standard

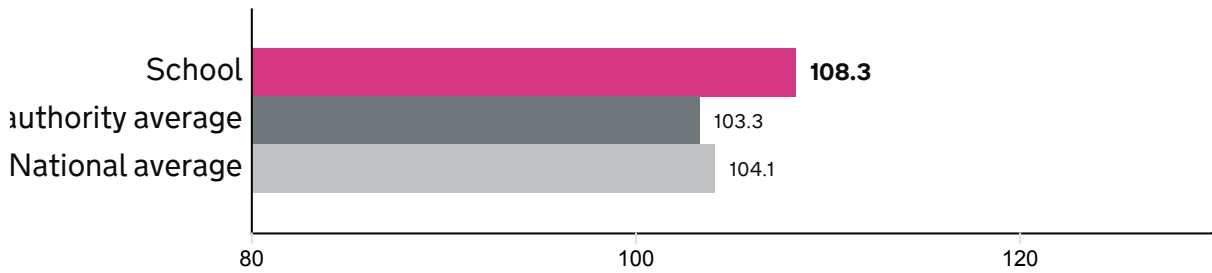
Number of pupils = 44



Average scaled score in:

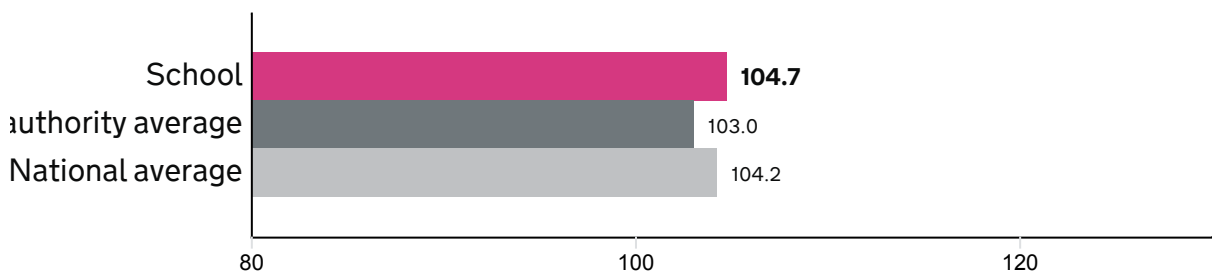
Reading

Number of pupils = 44



Maths

Number of pupils = 44



[Back to t](#)